



lastra
DI LEGNO

Designed by our
Greatest designer,
Mother nature
Herself.



A close-up photograph of a live edge wood slab, showing the natural, irregular edge of the wood. The wood has a warm, golden-brown hue and a visible grain. The edge is dark and textured, with some natural voids and cracks. In the top right corner, there is a decorative graphic consisting of several thin, white, wavy lines that resemble a stylized wave or a series of connected curves.

LIVE EDGE OVERVIEW

Live Edge refers to a style of furniture design where the natural edge of the wood is incorporated into the design of the piece. There are several methods of working with live edge slabs. Some methods involve leaving the natural voids and cracks in the wood, while others fill them with resins, or other materials to accentuate the natural beauty.



Regardless the method, the result is majestic.

“Lastra di Legno aims to fill your homes and commercial spaces all over the world with unique, customized, and stunning wooden sculptures such as live edge tabletops, dining tables and coffee tables.”

Customizing wood products from a single slab and mixing with epoxy, glass, marbles and natural veneers to any color and shape as per your personal request keeping the natural edges in mind to bring back the traditional manufacturing together with the modern style and creativity. Lastra di Legno is one of the exclusive business partners of Chabros International Group in the MENA region producing wood flooring, wood decking, Parquetry, Sports flooring, and customized furniture to add the value to your space using one of the precious resources gifted from nature’s mother earth. Our vision is to continue to grow as a top-class trading company that provides excellent products incorporating value-added services, expertise, and information with excellent coordination skills to ensure customer satisfaction.

Nicolas Moussally
CEO





- 01. Guide to Wood Slabs***
- 02. Transformation in the Atelier***
- 03. Ordering of a custom piece***
- 04. Species Wood Slabs***
- 05. Table Bases***



Guide to Wood Slabs.

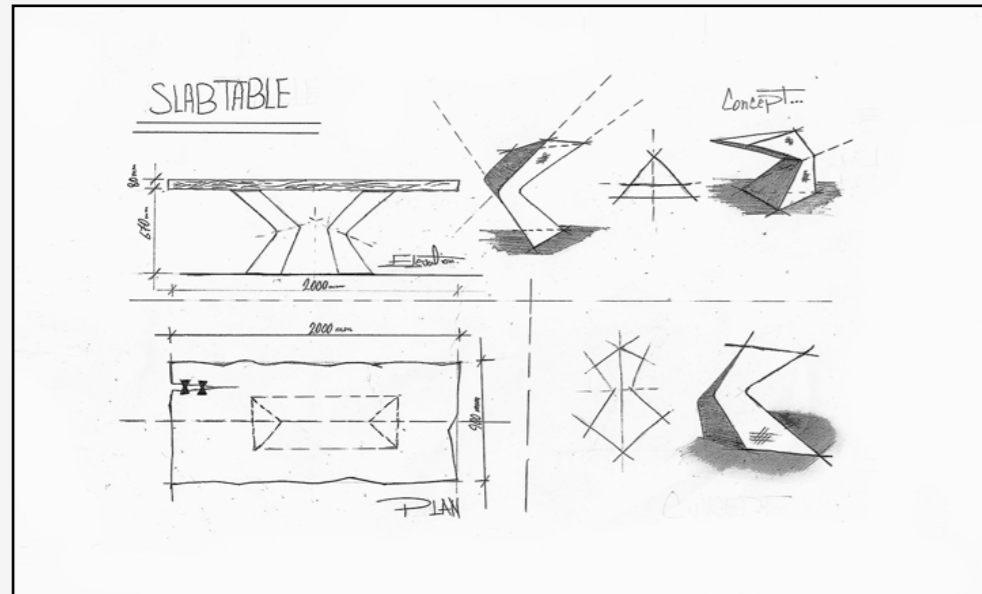
Live Edge Slabs are wood in its raw form and with that form comes beauty and unrivaled individuality. Each slab is unique and second to none. The slabs are flat sawn from logs, tree trunks and contain various characteristics such as voids, knots, checks and splits. These characteristics are unique to every slab.

Wood slabs are a great choice for vibrant design that bring the interior of any space to life. They can be used as Table tops, Counter tops, Benches, Coffee tables, Bed headboards, Shelves, and more. Slabs can be squared for straight edges or left with their natural waney edges.

Transformation In the Atelier.

The transformation of a slab into a fine piece of furniture is a lengthy and thorough process that requires stages of planning and preparation before the final finishing of a one of a kind masterpiece.





PLANS

With the final slab size in hand and the final intended purpose in mind, the plans are laid out.



PLANNING & CLEANING EDGES

When wood dries, it can warp or cup depending on how the growth rings curve relative to the cut edges. Planning the surface of the slab is time consuming but essential. A combination of hand planning and the use of large specialized planning machines are employed to achieve the desired result. Some furniture pieces are done with straight slab edges, others with waney edges without bark and some are done with the bark left intact. Removal of or cleaning bark is a delicate procedure that requires an experienced and light working hand.



EXAMINING SLABS

A detailed study is performing on every slab in order to decide how knots, splits and checks are to be dealt with. Thus ensuring the final results is aesthetically pleasing.



WORKING WITH A SLAB

Upon close and thorough inspection of a slab with customer's requirements and preferences in mind, the preparation of the slab in its final size commences.



According to design requirements, resin is used either to fill a void in the slab or to create new volume dimensions. Resin can be purely transparent or colored.



If you like glass inlays, river-like glass inlays can be integrated in the table design to create an effect of a river stream running through the table top.



FINISHING SLABS

Depending on customer preference and design needs, a slab can be varnished to order, low or high varnish build, matte to any degree of gloss. Various types of finishing compounds, water based, oil, wax...etc can be used depending on the desired final finish.



Different types of pebbles in different sizes in the river bed of a glass river - like the table design.



Some voids in a slab can be used to grow small indoor plants which gives an added allure to the existing natural beauty of the slab.



A gap can be created in a part of the slab, down the width or along the length for wiring or other possible needs.




Two or more slabs can be joined together to create a larger size or new design feature that could not be achieved using one slab.



ACCESSORIES

Whether it's a dining, office or coffee tabletop, we have a wide library of table bases in different sizes and models for customers to choose from. The selection of a table base is a combination of customer's preference and suitability of that particular base with the chosen slab. Table bases must fit the size and weight of the slab.

Ordering of A custom piece.





Tailor made pieces


Customers can contact us for any idea they have in mind and our team will work closely with the customer on developing this idea and turn it into a masterpiece. Before the drawings go to the workshop for production, a 3D render will be provided by our team to the customer for approval.



A perfect marriage

Live edge wood slabs can be married to any decoration material with no clash what so ever. Whether metal, paint, glass, laminate or any other decoration material, live edge wood can be the main or the complimentary feature in the furniture piece.

Species, Wood Slabs.





ACACIA




Acacia, also known as *Albizia Saman*, *Monkeypod* or *Rain tree*, grows indigenously in South East Asia.

One of the more widely species for live-edge tables as it has a striking variety of colors and unpredictable grain pattern present in nearly every board. These features make it an eye-catching center piece that will definitely be brought up many times in conversation.

We have selected only the best pieces, retaining the true nature free form coupled with a functional average **widths up to 95cm and lengths up to 330cm**. Select a piece and bring a piece of nature into your home.

COLOR/ GOLDEN TO DARK BROWN




Suitable for Indoor



ACACIA




ACACIA



ACACIA



ACACIA WITH BLACK RESIN



ACACIA WITH BLACK RESIN

AFRORMOSIA





Afrormosia or *Assamela*, is a known alternative to *teak*, with its golden to dark brown coloration. However, it is a little known fact that in many applications, *Afrormosia* is more well suited than *teak*.

When a rich uniform appearance is required with 1st class technical properties, then *Afrormosia* is certainly your timber of choice.


We have some truly unbelievable figured live-edge *Afrormosia* slabs in stock with **widths ranging from 80cm to 140cm and lengths from 220cm to 440cm**. You will definitely be able to fill any space.

COLOR/ YELLOW BROWN

Suitable for Indoor/outdoor



AFRORMOSIA





BUBINGA



Bubinga, also known as *Kevazingo*, is a highly prized timber throughout the world, not only for its beauty, but also for its physical properties.

The Species has rich reddish tones that are laced with darker annual rings that can produce striking flatsawn surfaces. It is available in sizes reaching **Lengths up to 6m and widths up to 130cm.**

A well-finished table can achieve a glass like luster and it is not uncommon to find boards with figures in them. A solid live-edge *Bubinga* table will surely be the center of attention in your home or office.

COLOR/ RED BROWN



Suitable for Indoor/outdoor



BUBINGA



BUBINGA WITH BLUE RESIN



BUBINGA WITH RESIN
LENGTHS UP TO 600CM & WIDTHS UP TO 130CM



IROKO






Iroko, is a widely used species in our region due to its natural durability, considering our often-harsh environment.

The golden brown heartwood accentuates its distinctive banded appearance. With age, the heartwood will darken thus giving the piece a deeper rich appearance. Sizes can reach **lengths up to 240cm and widths up to 100cm.**

Iroko, or *African Teak* as it is often known, will be the perfect companion for your home.

COLOR/ YELLOW TO GOLDEN BROWN



Suitable for Indoor/outdoor



IROKO WITH MARBLE RESIN



IROKO WITH BLUE RESIN





IROKO WITH BLUE RESIN






IROKO COFFEE TABLE
WITH BLUE RESIN



IROKO COFFEE TABLE WITH BLUE RESIN



MANSONIA






Mansonia or *African Walnut* is a special species, it originates from a tropical climate and has the physical characteristics to match. However, it has a similar appearance to a species hailing from a temperate climate, the *American Black Walnut*.

Mansonia has 2 distinct advantages over its counterpart; The first being that size is not an issue with **lengths of up to 400cm and widths reaching 120cm**, and the second being that its natural durability is far superior to that of the *North American Walnut*.

COLOR/ GREYISH BROWN

Suitable for Indoor



MANSONIA



SAPELLI





Sapelli is one of the tropical species growing fastest in popularity. It is sourced from West Africa, primarily Cameroon and Congo, Its consistent dark brown color and extremely stable. Sizes can reach **lengths up to 3m and widths up to 100cm.**

One of the most interesting characteristics of *Sapelli* is its interlocking grain, when *Sapelli* trees grow the grains in the timber twist and interlock in irregular intervals resulting in a very distinctive look. Heartwood is a golden to dark reddish brown. Color tends to darken with age.

COLOR/ RED BROWN

Suitable for Indoor/outdoor



SAPELLI

SAPELLI POMMELE



Sapelli Pommele, also known as *Sapelli*, is a very rare timber to find in solid form. Its figure is not always present throughout the whole tree and is generally more towards the outer parts of the slab. Therefore, some boards will be completely covered in a rich pommele figure whereas others will only have some pommele on the edges of the board where sapwood is present. Slabs are available in **sizes reaching 440 cm in length and 105 cm in width.**

This beautiful figure coupled with *Sapelli's* golden to dark reddish-brown color is certainly a winning combination.

COLOR/ GOLDEN TO DARK REDDISH BROWN


Suitable for Indoor/outdoor



SAPPELLI POMMELE



SAPPELLI POMMELE



SAPELLI POMMELE

MAPPA BURL





Mappa Burl, also known as *Poplar Burl* or *Black Poplar*, is highly sought after, especially in solid form as most logs are used exclusively for the production of veneer.

We are sourcing some rather exceptional *Mappa Burl* live-edge slabs that have been cut to 80mm thickness to allow extra stability and we have pieces reaching **lengths up to 280cm and widths up to 105cm.**


This species is full of character, with contrasting shades of gold and often quilted grain. It is truly a breathtaking sight to behold a *Mappa Burl* live-edge slab.

COLOR/ LIGHT BROWN

Suitable for Indoor



MAPPA BURL WITH RESIN





MAPPA BURL WITH RESIN



MAPPA BURL WITH RESIN



WHITE OAK



White Oak or *European White Oak*, is undoubtedly one of the most popular timbers in use today. This is why we have gone out of our way to be able to bring you the finest old growth European *White Oak* (Spessart) live-edge slabs.

White Oak from the Spessart region of Germany is highly prized not only for its beauty but its physical properties. As a result, we are proud to be able to offer slabs with **widths ranging from 50cm to 90cm and lengths from 4m to 7m.**

COLOR/ OAK NATURAL COLOR

Suitable for Indoor



WHITE OAK



OAK NATURAL COLOR





OAK NATURAL COLOR






OAK STAINED GRAY




OAK STAINED GRAY






OAK STAINED WALNUT




OAK STAINED WALNUT






OAK WITH CERMAIC MARBLE EFFECT



OAK WITH CERAMIC MARBLE EFFECT



CEDAR



Cedar of Lebanon (Cedrus Libani), also known as *Cedro*, has been mentioned throughout history and has stood the test of time.

Widely considered as one of the best *Cedar* species available today as a result of a combination of good physical properties and aesthetic value. We have a wide variety of dimensions of *Cedar* of Lebanon Live-edge slabs including **lengths reaching up to 400cm and widths up to 100cm**; From coffee tables to conference tables, full of character or almost completely clear, we have you covered.

COLOR/ CREAM TO LIGHT REDDISH BROWN

Suitable for Indoor/outdoor

AMERICAN WALNUT



NORTH AMERICA


American Walnut is the ultimate in luxury.

A naturally small pieces that is in high demand throughout the world as a result of its visually appealing dark grey to brown heartwood framed by pale white sapwood.


As a result of this species naturally small size we have searched far and wide to be able to offer live-edge slabs of up to 1m in width and 3.50m in length. Come visit us to find your statement piece.

COLOR/ LIGHT TO CHOCOLATE BROWN

Suitable for Indoor




AMERICAN WALNUT






WALNUT





WALNUT






WALNUT



WALNUT






WALNUT WITH RESIN



WALNUT WITH RESIN



SEQUOIA



NORTH AMERICA



Sequoia or Redwood, as you know this species comes from lineage of the largest trees on earth. It shouldn't be surprising that we have live-edge slabs with **lengths up to 5m and widths up to 130cm.**

Sequoia figure is very popular due to the sharp contrast between the heartwood and the sapwood, not to mention the large scattered knots that give these pieces so much character.

Having this piece in your home is a true testament to the beauty of mother nature.

COLOR/ LIGHT PINKISH TO REDDISH BROWN

Suitable for Indoor/outdoor





SEQUOIA






SEQUOIA



SEQUOIA



FIGURED GRAPPA




SOUTH AMERICA

Figured Grappa is very rarely found.
Grappa is known for versatility, durability and beautiful figured graining.


Slab sizes can reach **lengths of up to 300cm and widths up to 115cm.**

COLOR/ YELLOW BROWN

Suitable for Indoor/outdoor



FIGURED GRAPPA



CUMARU



SOUTH AMERICA



Cumaru or *Brazilian Teak*, is well suited to our regions climate, and thus makes it a perfect species for your outdoor live-edge table.

Its dark brown heartwood and contrasting light colored sap, coupled with its large size of up to **6m in length and 120cm wide** will make it the perfect table to gather the entire family around for a barbeque.

COLOR/ MEDIUM TO DARK BROWN

Suitable for Indoor/outdoor

EBONY LOGS



Ebony is an evergreen tree that belongs to the ebony family. They can be found on Sri Lanka, India, West Africa, and Indonesia. Ebony tree grows on fertile, moist soil, in tropical rainforests, usually on the lower altitudes. Due to the combination of limited habitat, slow growth, and high demand, it has become a very rare and magnificent species of wood. Ebony is dense enough to sink in water. It is finely textured and has a mirror finish when polished, making it valuable as an ornamental wood

COLOR/ LIGHT TO MEDIUM BROWN

Suitable for Indoor/outdoor



EBONY LOGS



BEECH LOGS



Natural beech wood can replenish and sustain itself on its own. Beech is a valued timber, but most beech woods require human intervention to replace old trees, since the young trees are not able to survive at all, or at a rate that sustains the beech population over time. There can be various reasons for this condition. Heavy forest floor coverage of other plants in the spring, shadowing the young beech-shoots, is a common cause. Abundance of nutrient-rich soils will also be difficult to handle for beech woods overall. A natural beech wood has beech trees of all ages, including fallen and dead trees. Other tree species might be mixed in, but not to a degree that threatens the dominant beech.



COLOR/ LIGHT TO MEDIUM BROWN

Suitable for Indoor/outdoor



BEECH LOGS

Table Bases Collection.





Trapezium

DT-048L

Size 1790 x 630 x 700 mm

Finish Stainless Steel / Gold Electroplated



CAVALETTO

DT-112

One Set 2 Pcs

Size 750 x 750 x 715 mm

Finish Stainless Steel / Gold Electroplated



TREPPIEDI UNO

DT-219L

Size 1130 x 610 x 340 mm

Finish Stainless Steel / Gold & Black Electroplated



TREPPIEDI DUO

DT-216L

Size 620 x 340 x 337 mm

Finish Stainless Steel / Black Electroplated



lastra
DI LEGNO



www.lastradilegno.it
www.lastradilegno.com
www.chabros.com



CHABROS INTERNATIONAL GROUP

HQ. Techno Park, Jebel Ali
P.O.Box 40027 Dubai, United Arab Emirates.
Phone +971 4 8807078 Fax +971 4 880 7079
Email info@chabros.com

Dubai | Abu Dhabi | Ajman | Riyadh | Jeddah
Dammam Doha | Muscat Manama | Kuwait
Beirut | Cairo | Casablanca | Belgrade | Kiev
Milano